

Garbage Sorting Table

Let's keep the spirit of "mottainai" in mind and work on recycling and waste reduction.

Four rules for taking out the trash:

Collection day

Put out the designated garbage on the designated collection day.

Time

Put out the garbage between 6:00a.m. and 8:00a.m. on the designated collection day.

Separation

Match the items of garbage with their designated garbage bags.


Name registration

Make sure to attach oversized garbage stickers (if needed) and to write your name and apartment name on the garbage bags.

Burnable garbage


Raw garbage (fish, vegetables, meat, leftovers, etc.)

生ゴミ

	Explanation
	<ul style="list-style-type: none"> • Drain liquid well before disposal. • Used cooking oil is to be collected at the city hall. • Put the garbage a small bag, container, etc. and tie it off.

General garbage (clothes, food trays, toys, etc.)


一般ゴミ

	Explanation
	<ul style="list-style-type: none"> • Please dispose of wood and boards that are within 50 cm. • Please remove the metal parts of bags and shoes before throwing them away. • Please discard styrofoam so that each side is 30 cm or less. • Even large items will be collected if they are folded or bent to fit in a bag.

Non-burnable garbage


Non-burnable garbage (knives, metal objects, small household appliances)

不燃ゴミ

	Explanation
	<ul style="list-style-type: none"> • Items that fit in a bag can be collected. If something does not fit, it will be oversized garbage. • Umbrellas may protrude from bags if the framework and plastic of the umbrella are separated. • Wrap cutlery, broken cups, plates, etc. in paper. • Be sure to make holes in spray cans before disposal.

Dry batteries, fluorescent lamps


乾電池・蛍光灯

	Explanation
	<ul style="list-style-type: none"> • Collection of these items is twice a year, so dispose of them on the specified dates. • Do not dispose of these items as non-burnable garbage. • Put these items in small translucent bags when throwing them away. • Dispose of fluorescent lamps in the boxes that they were purchased in.

Bulky garbage/Items that cannot be collected

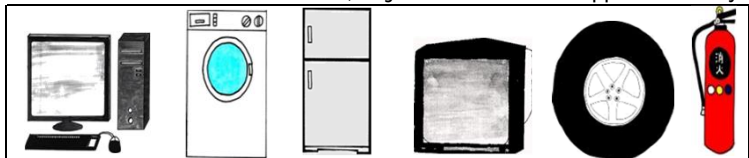
Oversized garbage

粗大ゴミ

	<p style="text-align: center;">Explanation</p> <ul style="list-style-type: none"> • Oversized/bulky garbage are items that do not fit in garbage bags. • You can dispose of these yourself or attach special stickers on them and put them out on collection day. • Even if a kerosene stove is in a bag, it should be treated as non-burnable bulky garbage. • Please bring mattresses and sofas containing SG directly to the final disposal site.
<p style="text-align: center;">※SG: springs</p>	

Items that cannot be collected (subject to the Home Appliance Recycling Law: tires, wheels, etc.)

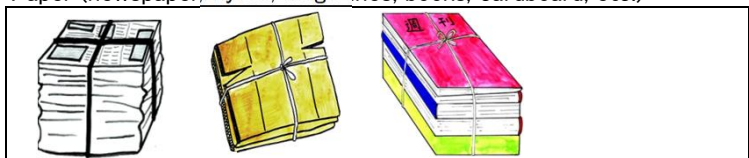
回収不可物

	<p style="text-align: center;">Explanation</p> <ul style="list-style-type: none"> • Items subject to the Home Appliance Recycling Law cannot be collected. • For household computers, etc., please contact the PC 3R Promotion Association. • Fire extinguishers, tires/wheels, farm equipment, gasoline, earth/sand, concrete, etc. cannot be collected, so please contact the Living Environment Division for disposal.
---	--

Recyclable garbage (paper, empty cans, empty glass bottles, PET bottles)

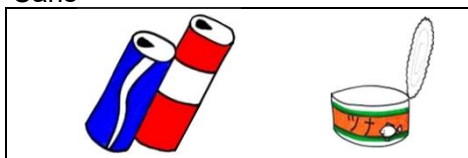

Paper (newspaper, flyers, magazines, books, cardboard, etc.)

紙類

	<p style="text-align: center;">Explanation</p> <ul style="list-style-type: none"> • Tie each piece of paper together with paper string. • Separation includes newspapers, leaflets, magazines, cardboard, and misc. paper (envelopes, paper bags, etc.). • Remove the included cloth bookmarks and staple cores from magazines and books. • Dispose of sticky items and envelopes containing personal information as combustible garbage.
---	--


Cans

缶類

	<p style="text-align: center;">Uncollectible</p> 	<p style="text-align: center;">Explanation</p> <ul style="list-style-type: none"> • Aluminum and steel do not need to be separated from one another. • Cans that have oil on them should be disposed of as non-burnable garbage. • Gas and oil cans are non-burnable garbage and cannot be collected with other cans. • Crush the cans lightly before disposing of them.
--	---	--

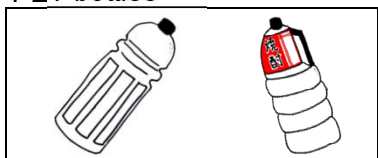


Glass bottles

瓶類

	<p style="text-align: center;">Explanation</p> <ul style="list-style-type: none"> • Separate bottles into three colors: brown, transparent, and other. • Remove the bottle's label if it can be removed. • Wash the inside of the bottle lightly before disposal. • Dispose of heat-resistant glass, glass cups, etc. as non-burnable garbage.
---	--

PET bottles

ペットボトル

	<p style="text-align: center;">Remove</p> 	<p style="text-align: center;">PET 1 mark</p> 	<p style="text-align: center;">Explanation</p> <ul style="list-style-type: none"> • Remove caps and labels before disposal. • Wash out the contents of the bottle with water and then crush the bottle lightly. • Items with oil on them should be disposed of as non-burnable garbage. • Only items with the PET 1 mark (see left) will be collected.
---	---	---	--